

BUSINESS PROJECT WORK



STOCK EXCHANGE

शारदा शरदा



Names of Companies —:

- * State Bank of India
- * ICICI Bank
- * Reliance Industry
- * ITC Limited
- * Larsen And Toubro

Topic

DATE

State Bank of India

S
B
I



S
B
I

State Bank of India



Teacher's Sign



Topic

DATE

State Bank of India

Type	- Public Company
Trade As	- NSE Sensex Constituent
Industry	- Banking, financial service
Founded	- 2 June 1806, Bank of Calcutta
Head Quarters	- Mumbai, Maharashtra
Area Served	- World wide
Key People	- Arundhati ^o Bhattacharya
Product	- Consumer Banking
Revenue	- 2.7287103 trillion
Profit	- 127 billion
Total Assets	- 20.480 trillion
Owner	- Govt. of India
No. of Emp.	- 203,459 (2016)
Slogan	- The Banker of Every Indian
Website	- sbi.co.in

ICICI Bank

ICICI Bank was established by the Industrial Credit and Investment Corporation of India (ICICI), an Indian financial institution, as a wholly owned subsidiary in 1994. The parent company was formed in 1955 as a joint-venture of the World Bank, India's public-sector banks and public-sector insurance companies to provide perfect financing to Indian industry. The bank was founded as the Industrial Credit and Investment Corporation of India Bank, before it changed its name to the abbreviated ICICI Bank. The parent company was later merged with the bank.

ICICI's shareholding in ICICI Bank was reduced to 46 percent, through a public offering of shares in India in 1998, followed by an equity offering in the form of American Depositary Receipts on the NYSE in 2004. ICICI Bank acquired the Bank of Madhya Limited in an all-stock deal in 2001 and sold additional stakes to institutional investors during 2001-02.

ICICI Bank

Type - Public

Trade As - BSE-532174
CNX NIFTY constituent

Industry - Banking, financial services

Founded - 1994

Head Quarters - Mumbai, Maharashtra

Key People - Mr. VK Sharma (Chairman)

Product - Credit cards, Consumer Banking

Profit - 12942 crore (2016)

No. of Emp. - 67,857

Area Served - World wide

Reliance Industry

1960-1980

The company was co-founded by Shriubhai Ambani and his brother Champaklal Damani in 1960s as Reliance Commercial Corporation.

In 1980, the company expanded its polyester yarn business by setting up a polyester filament yarn plant in Raigarh, Maharashtra with financial and technical collaboration with E. I. du Pont de Nemours and Co., US,

1981-2000

In 1985, the name of the company was changed from Reliance Textiles Industries Ltd. to Reliance Industries Ltd. During the years 1985 to 1982, the company expanded its installed capacity for producing polyester yarn by over 145,000 tonner per annum.

2001-present

In 2001, Reliance Industries Ltd and Reliance Petroleum Ltd, became India's two largest companies in terms of all major financial parameters. In 2001-02, Reliance Petroleum was merged with Reliance Industries.

In 2002, Reliance announced India's biggest gas discovery in nearly three decades and one of the largest gas discoveries in the world during 2002. The in-place volume of first ever discovery by an Indian private sector company. In 2002-03, RIL purchase a majority stake in India Petrochemicals Corporation Ltd. (IPCL) India's second largest petrochemicals company from Government of India.

Reliance Industries Limited (RIL) is an Indian conglomerate holding company, headquartered in Mumbai, Maharashtra, India.

Reliance owns business across India engaged in energy, petrochemicals, textiles, natural resources, retail and telecommunications.

Reliance is the second most profitable company in India the second largest publicly traded company in India by market capitalization.

Reliance Industry

Type	- Public
Trade As	- BSE : 500325 BSE Sensex Constituent, CNX Nifty Constituent
Industry	- Conglomerate
Founder	- 1966
Founder	- Dhruv bhai Ambani ^o
Head Quarters	- Mumbai, Mahara
Key People	- Mukesh Ambani ^o
No. of Employees	- 24,930 (2015)
Website	- www.ril.com
Product	- Petroleum
Service	- Security
Revenue	- 2960 billion (2016)
Profit	- ₹ 276 billion (2016)
₹ Total Assets	- 6,062 billion (2016)

ITC Limited

ITC Ltd or ITC is an Indian conglomerate head quartered in Kolkata, West-Bengal. Its diversified business includes five segments fast-moving consumer goods (FMCG) Hotels, paper boards and packaging, Agri Business and Information Technology.

Established in 1910 as the Imperial Tobacco Company of India Ltd, the company was renamed as the India Tobacco Company Ltd. in 1970 and further to ITC Ltd in 1974. The periods in the name were removed in September 2001.

ITC was formed on 24 August 1910 under the name of Imperial Tobacco Company of India Ltd and the company went public on 27th October 1954. The earlier decades of the company's activities entered diversified into mainly tobacco business.

In 1975, the company acquired a hotel in Chennai, which was renamed the 'ITC - Welcome Group Hotel Chakra'. In 1985, ITC set up Surya Tobacco Co. in Nepal and India.

In 1985, ITC set up Surya Tobacco Co. in Nepal as an Indo-Nepali and British Joint Venture, with the shares divided b/w ITC, British American Tobacco & various independent domestic shareholders in Nepal. In 2002, Surya Tobacco became a subsidiary of ITC and its name was changed.

In 2002, It launched the expansive range of greeting cards.

the WIPM sports range of casual wear, an a wholly owned information technology subsidiary.

ITC infotek India Limited.

In 2002, ITC entered the confectionery and staples segments and acquired the Bhadrachalam paper boards division and the safety matches company WIMCO Limited.

ITC Limited

Type - Public

TradedAs - BSE: 500875
NSE: ITC

Industry - Conglomerate

Founded - 24 August 1910

Head Quaters - Kolkata

Key People - Consumer Goods, Tobacco
→ Yogesh Chandra

Product - Consumer Goods, Tobacco

Revenue - 53,748 crore (2016)

No. of Employees - 25,959 (Mar 2018)

Net Income - 9,607 crore
(2015)

Larsen & Toubro Ltd.

Larsen and Toubro Limited also known as L&T is an Indian multi-national conglomerate headquartered in Mumbai, Maharashtra, India. It was founded by Danish engineers taking refuge in India, as well as an Indian financing partner. The company has business interest in engineering, construction, manufacturing goods, information technology, and financial services, and also has an office in the Middle East and other parts of Asia.

L & T is India's largest engineering and construction company, described by NDTV in 2013 as a bellwether of India's engineering and construction sector. L and T was recognised as the company of the year in Economic Times 2010 awarded.

Before to Indian independence, company was founded in 1938 Bombay (Mumbai) [British India] by two Danish engineers, Hanning Houk-hansen and Soren Kristian Toubro. The company began as a representative of Danish manufacture of dairy equipment. The war time needed to repair a refit ship offered L and T an opportunity and led to the form.

Date

Topic

Larsen & Toubro

Type	- Public
Traded As	- NSE: LT, BSE: Sensex constituent
Industry	- Conglomerate
Founded	- Mumbai
Product	- Real estate construction, Heavy Equipm
Revenue	- 102,631.69 crore (2016)
Profit	- 51537.99 crore (2016)
Total Asset	- 227,524.72 crore (2016)
No. of Employees	- 84,027 (Mar 2014)
Division	- construction
Subsidiaries	- Land T Technology Service
Slogan	- Its all about engineering
Website	- www.larsen.toubro.com

ICICI Bank, (263), 257, 261.45, 248.5, 249.2	-5.19	3893
ICRA Ltd., (3684), 3780, 3780, 3600, 3630	-1.47	0.6
IDBI, (70), 70.05, 70.8, 67.8, 68.3	-2.22	748.2
Idea Cellular, (105), 105, 105.6, 103.3, 104.2	-0.29	258.3
IDFC, (55), 55.1, 55.9, 53.2, 53.75	-1.47	499.2
IFB Ind, (384), 383, 391, 383, 390.3	1.60	5.7
IFCI, (29), 29, 29.35, 27.95, 28.65	-1.21	936.8
Igarashi Motors, (676), 678.9, 697.9, 672.5, 674	-0.22	17.7
IL&FS Transp, (74), 74.65, 75.71, 71.65	-3.18	194.1
India Cement, (124), 124.05, 125.45, 120.05, 121.4	-2.37	1035.4
India Infoline, (269), 269.9, 291.95, 264.65, 288.8	7.26	143.9
Indiabulls Real, (92), 92.4, 93.85, 88.5, 92.65	0.71	812.4
Indian Bank, (158), 158.8, 159.95, 152, 155.6	-1.80	16
Indian Hotels, (134), 134.25, 135.8, 131.15, 132.7	-1.26	53.6
Indo Rama Sym, (36), 36.5, 36.9, 35.75, 35.9	-0.83	24.4
Indoco Remed, (308), 309.9, 314, 306, 312.45	1.30	3.3
Indrapras Gas, (646), 651, 651.75, 640.8, 647.25	0.23	27.8
Indusind Bank, (1178), 1188, 1203.95, 1178, 1197.2	1.63	59.5
Infinite Com, (209), 208.5, 209.9, 205, 207.05	-1.03	1.6
Info Edge (India), (819), 825, 826.95, 804, 808.35	-1.35	2.3
Infosys Tech, (1074), 1074, 1087.5, 1069, 1085	1.03	291.6
Ingersoll-Rand, (777), 785, 785, 760.5, 760.5	-2.09	5.8
INOX Leisure, (246), 248, 253.65, 243.65, 245	-0.41	13.6
Intrasoft Tech, (489), 494.95, 503.35, 475.1, 485.4	-0.71	17
IOB, (27), 27.95, 27.95, 27, 27.15	-0.91	310.1
IOC, (543), 546, 552, 535.2, 542.05	-0.25	123.6
IPCA Lab, (515), 521, 524.9, 505.6, 509.7	-1.06	63.3
IRB Infra, (216), 224.9, 224.9, 214.2, 215.2	-0.42	258.1
ITC, (252), 253, 255.25, 249.6, 250.85	-0.63	465.1

L&T, (1558), 1561, 1584.95, 1490.1, 1493.8	-4.12	1195.4
LGB Brothers, (465), 475.9, 475.9, 466, 469.25	0.99	7.5
LIC Housing Fin, (519), 520.1, 524.6, 516, 521.85	0.56	108.8
LMW, (3682), 3700, 3774.15, 3700, 3715.7	0.92	1.5
Lovable Lingerie, (278), 281, 281.8, 274.4, 275.05	-1.03	7.4
Lupin, (1741), 1741, 1746.5, 1707.75, 1723.35	-1.00	45.1

Radico Khaitan, (90), 90, 15, 91, 95, 90, 15, 91.5	1.50	14.3
Rajesh Export, (439), 443.5, 443.5, 434.05, 440.55	0.32	73.3
Rallis(I), (224), 224.8, 226.4, 219.15, 220.8	-1.49	47.3
Ramco Sys, (652), 660.2, 665, 651.1, 663.75	1.87	1.1
Ramky Infra, (88), 89, 89.1, 86.55, 87.35	-1.13	29.2

Company, Open, High Low, Close (₹) %Chg Vol In '000

Rastriya Chem, (49), 50.3, 50.3, 48.8, 49.05	-0.81	362.8
Ratnamani Met, (521), 519.2, 521.5, 519.2, 520.2	-0.20	0.9
Raymond, (459), 462, 462.15, 454.15, 458.05	-0.16	29.2
REC Ltd, (212), 212.2, 223.7, 212.2, 220.15	3.82	697.5
Redington Ind, (103), 104.15, 104.15, 102.2, 103.1	0.44	22.8
Relaxo Foot, (491), 484, 487.95, 475, 478	-2.74	3.7
Reliance Cap, (447), 455, 455.6, 438.65, 446.9	-0.04	550.4
Reliance Com, (53), 53, 53, 35, 51.4, 51.9	-1.24	2371.2
Reliance Ind, (1016), 1016, 55, 1020.85, 1005.3, 1009.3	-0.61	137.3
Reliance Indl, (437), 437, 441.9, 425, 431.95	-1.22	55.4
Reliance Infra, (607), 611, 613, 591.3, 598.85	-1.31	424.7
Reliance Power, (54), 54, 45, 55, 52.1, 53	-2.48	831.3
Religare Entr, (256), 260, 267.9, 255, 260.05	1.50	8.3
Rollatainers, (36), 33, 65, 37.5, 33, 35	-2.37	757.9
Rohta India, (63), 68, 35, 68, 45, 65, 85, 66, 05	-2.65	281.1
Ruchi Soya, (24), 23.5, 23.8, 23.1, 23.4	-0.43	47.1

Sadbhav Eng, (286), 285, 289.6, 285, 287.15	0.26	2.1
SAIL, (47), 47.5, 47.95, 46.25, 47.35	0.85	633.1
Sanghi Ind, (68), 67.6, 68.15, 66.8, 67.2	-0.59	10.1
Satluj Jal Vidhyut, (28), 28.4, 28.4, 27.55, 27.65	-0.72	35.1
SBI, (229), 230.95, 232.6, 225.65, 227.45	-0.70	1512.1
Selan Expl, (200), 202.6, 205, 198.15, 198.25	-0.95	5.1
Shanthi Gears, (119), 121, 35, 121.4, 119, 120.7	1.30	12.1
Shipping Corp, (72), 72.9, 74.7, 70.75, 71.15	-1.32	106.1
Shopper's Stop, (375), 373, 379.9, 371, 375	-0.07	0.1
Shree Cem, (16110), 15811, 16365.15, 15811, 16365.15	1.59	0.1
Shree Renuka Sug, (18), 18.5, 18.7, 17.8, 17.95	-1.10	2114.1
Shriram City Union, (1971), 1990, 2000, 1937.5, 1971	0.02	0.1
Shriram Trans, (1281), 1295, 1325, 1255.15, 1298.15	1.35	79.1
Siemens India, (1321), 1335, 1349.8, 1324.95, 1335.55	1.11	28.1
Sintex Ind, (77), 77, 77, 35, 75.5, 76.05	-0.85	3002.1
SKF India, (1371), 1386.5, 1390, 1373, 1385.3	1.04	1.1
Sobha Dev, (334), 334, 335, 2, 327, 328.8	-1.59	3.1
Sona Koyo, (53), 53, 55, 53.9, 51.2, 52.05	-1.98	52.1
Sonata Soft, (159), 159, 05, 162.15, 158.4, 159.8	0.41	13.1
South Indian Bank, (21), 21.6, 21.7, 21.2, 21.35	0.23	686.1
SREI Infra, (75), 75.7, 78.65, 74.3, 75.7	1.20	339.1
SRF, (1461), 1470, 1528, 1470, 1515	3.68	30.1
St. Bank of Bilka, (644), 646.9, 650, 637.85, 642.4	-0.29	12.1
Standard Chartered, (52), 53, 53, 52, 52.25	0.38	4.1
STC, (110), 110.9, 110.95, 107.1, 108.25	-1.77	2.1
Sudarshan Ch, (316), 318.2, 325.05, 310.25, 312.05	-1.12	52.1
Sun Pharma, (830), 838.9, 839.7, 821.75, 835.1	0.64	163.1
Sun TV, (449), 450, 484.2, 449.65, 472.95	5.26	330.1
Sundaram Clay, (2277), 2325, 2425, 2325, 2400	5.41	0.1
Sundaram Fast, (197), 198, 05, 200, 192.45, 195.65	-0.56	2.1
Suprajit Eng, (193), 192, 194.95, 188, 05, 190	-1.68	5.1
Supreme Ind, (939), 940, 940.85, 911, 936.55	-0.24	9.1
Supreme Petro, (186), 186.95, 190.85, 185.1, 186.1	-0.11	37.1
Suven Life, (203), 204.5, 209, 199.6, 200.35	-1.31	82.1
Suzlon Energy, (17), 17, 65, 17, 65, 17.1, 17.2	-1.43	3579.1
Swaraj Engine, (1165), 1168.9, 1170, 1150.3, 1155	-0.85	1.1
Syndicate Bank, (76), 77, 77, 3, 74, 6, 75	-1.90	2.1

ICICI Bank, (249),250,250.9,245,245.35	-1.54	1263.6
ICRA Ltd., (3627),3600,3685,3600,3653	0.72	-
IDBI, (68),68.3,69.4,68.1,68.75	0.66	356.3
Idea Cellular, (104),104.2,105.2,102.35,104.05	-0.14	422
♦ IDFC, (54),53.45,58.55,53.45,57.85	7.63	3738.7
IFB Ind., (389),387,391,377,378	-2.84	2.6
IFCI, (29),28.6,28.95,28.05,28.1	-1.92	685.1
Igarashi Motors, (680),678.6,689,668,671.35	-1.30	14.3
IL&FS Transp, (72),71.55,74.6,71.3,73.25	2.23	89.7
India Cement, (121),121.3,122,116.5,117.6	-3.13	264.7
India Infoline ▲, (287),294,295,268,272.45	-4.95	93.6
Indiabulls Real, (93),93.1,94.88,9,89.5	-3.40	826.3
♦ Indian Bank ▲, (155),155.4,186.2,151.6,186.2	19.97	1050.9
Indian Hotels, (133),132.7,135,131.5,134.15	1.09	37.2
Indo Rama Syn, (36),36.3,36.45,34.8,35	-2.51	14.5
Indoco Remed, (312),314.5,319.25,308.05,310	-0.75	6
Indrapras Gas ▲, (647),647.5,659,636,644.95	-0.36	52.1
Indusind Bank ▲, (1199),1198,1211,1187,1192.3	-0.59	50.8
Infinite Com, (207),208.2,208.2,199,199.4	-3.69	5.4
Info Edge (India), (808),807.55,819.75,807,812	0.45	1.2
Infosys Tech, (1085),1089.9,1089.9,1076.05,1084.3	-0.06	196.4
Ingersoll-Rand, (765),763.4,770,752,752	-1.65	2.4
INOX Leisure, (246),246.9,253.3,246.55,249.5	1.48	43.2
Intrasoft Tech, (485),488.9,493,465,467.1	-3.77	12.4
IOB, (27),27.25,27.25,26.8,26.85	-1.10	108.2
IOC ▲, (542),542.05,559,542.05,553.05	2.03	444.9
IPCA Lab, (510),514,518.8,508.5,512.1	0.47	51
IRB Infra, (215),216.9,217,211,211.85	-1.56	159.3
ITC ▲, (251),251.5,262,251.1,260.2	3.73	1459.3

L&T, (1494),1495,1514.9,1490.1,1504.1	0.69	177.9
LGB Brothers, (469),466.05,472,464.15,465.95	-0.70	6
LIC Housing Fin, (522),523.7,523.7,510.7,512.4	-1.81	313.8
LMW, (3716),3710,3730,3665,3675.45	-1.08	1.2
Lovable Lingerie, (275),275.15,278.2,271.6,272.15	-1.05	4.6
Lupin, (1723),1747.8,1747.8,1698.05,1704.35	-1.10	55.4

Radico Khaitan, (91),90.75,92,89.6,89.85	-1.16	14
Rajesh Export, (441),443.4,443.4,435,437.1	-0.78	93.5
Railis(I), (221),221,223,217.7,219.65	-0.52	52.2
Ramco Sys, (664),680,680,640,642.5	-3.20	1.1
♦ Ramky Infra, (87),86,87.75,82,82.7	-5.32	56.5
Rastriya Chem, (49),49.2,49.45,47.9,48.15	-1.83	375.2

Ratnamani Met, (520),521.8,523.95,520,520	-0.04	0.
Raymond, (458),458.6,462.9,456.95,459.4	0.29	1
REC Ltd, (220),221.2,224.25,212.7,215.65	-2.04	498.2
Redington Ind, (103),103.7,105.5,103.3,104	1.32	42.
Relaxo Foot, (479),485,486.85,479.7,482	0.59	1.
Reliance Cap, (447),449.95,450,433.75,435.3	-2.60	399.
Reliance Com, (52),51.8,52.05,50.2,50.7	-2.31	2430.
Reliance Ind, (1009),1008.9,1018.5,1007,1011.05	0.17	158.
Reliance Ind, (432),431.95,435.65,425,426.7	-1.22	72.
Reliance Infra, (599),599.9,603.8,578,582.95	-2.66	393.
Reliance Power, (53),53.1,53.5,52.15,52.45	-1.04	484.
Religare Entr, (260),263,264.95,260.25,262.85	1.08	1.
Rollatainers, (35),36.15,36.5,33.3,34	-2.86	12.
Rohta India, (66),66.25,66.35,65.1,65.3	-1.14	10.
Ruchi Soya, (23),23.65,23.65,22.5,22.7	-3.20	94.

Sadbhav Eng, (288),287,287.4,279.55,280	-2.69	106.
SAIL, (47),47.5,47.65,45.85,46.1	-2.64	543.
Sanghi Ind, (67),67.45,69.55,67.1,67.8	1.19	39.
Satiji Jai Vidhyut, (28),27.95,27.95,27.55,27.75	0.36	26.
SBI, (227),229.55,230.9,227,227.85	0.18	2601.
Seian Explo, (198),203,203,199.05,199.55	0.66	3.
Shanthi Gears, (120),119.5,119.9,118.5,119	-1.00	9.
Shipping Corp, (71),71.3,72.6,69.95,70.25	-1.26	85.
Shopper's Stop, (373),379.6,384.9,373.9,384	2.85	0.
Shree Cem ▲, (16291),16340.75,17161.9,16180.8,17070.478	1.	1.
Shree Renuka Sug, (18),18.05,18.4,17.35,17.45	-2.79	2899.
Shriram City, (1957),1954,1970,1921,1921	-1.85	0.
Shriram Trans, (1298),1299,1305.85,1266.1,1287	-0.86	41.
Siemens, (1336),1335.75,1349.45,1271.55,1279.45	-4.21	39.
Sintex Ind, (76),76.25,76.65,74.8,75	-1.38	4003.
SKF India, (1385),1385.3,1409.8,1385.3,1389.25	0.29	0.
Sobha Dev, (329),330.95,333.85,311,314.45	-4.36	6.
Sona Koyo, (52),51.95,56.4,51.95,54.1	4.34	296.
Sonata Soft, (159),160.5,160.5,155,155.5	-2.11	22.
South Indian Bank, (21),21.45,21.65,21.3,21.4	0.23	48.
SREI Infra, (76),76.7,77.45,75,75.5	-0.26	206.
SRF, (1514),1515,1527,1478,1498.55	-1.00	16.
St. Bank of Bika, (642),645,645,622.05,626.7	-2.44	30.
Standard Chartered, (52),52.52,50.5,50.85	-2.68	13.
STC, (108),109.1,109.5,107,107.25	-0.92	18.
Sudarshan Ch, (312),314.85,321.8,308.25,309.9	-0.69	78.
Sun Pharma, (835),838.95,848,825.15,828.75	-0.76	163.
Sun TV, (473),469.05,475.75,453.6,458.4	-3.08	12.
Sundaram Clay, (2400),2351.05,2420,2350,2406.05	0.26	0.
Sundaram Fast, (194),193.65,196.9,188.1,189.1	-2.55	23.
Suprajit Eng, (191),192.6,195,191.8,195	2.25	4.
Supreme Ind, (937),930,956,926.7,939.6	0.33	
Supreme Petro, (186),187.3,189.85,183.6,184.45	-0.89	2.
Suven Life, (200),203,203.25,197.7,198.35	-1.00	4.
Suzlon Energy, (17),17.2,17.3,16.85,16.95	-1.45	2293.
Swaraj Engine, (1154),1163.9,1168.95,1145,1146	-0.66	47.
Syndicate Bank, (75),75.75,9,73.9,74.8	-0.27	408.

State Bank of India

Date	Closing Price	Best Buy	Best Sales
2 nd Aug	227.45		
3 rd Aug	227.85		
4 th Aug	226.65		
5 th Aug	225.65	Best Buy	
10 th Aug	234.6		
11 th Aug	231.5		
12 th Aug	227.15		
17 th Aug	246.45		Best Sales
18 th Aug	246.25		
19 th Aug	248.4		

ICICI Bank

Date	Closing Price	Best Buy	Best Sell
2 nd Aug	249.2		
3 rd Aug	245.35		
4 th Aug	242.1		
5 th Aug	240.35		
10 th Aug	245.35		
11 th Aug	239.35	→ Best Buy	
12 th Aug	242.7		
17 th Aug	248.7		
18 th Aug	247.6		
19 th Aug	252.9		→ Best Sell

ITC Limited

Date	Closing Price	Best Buy	Best Sell
2 nd Aug	250.85		
3 rd Aug	260.2		→ Best Sell
4 th Aug	27.15	→ Best Buy	
5 th Aug	27.75		
10 th Aug	249.2		
11 th Aug	29.95		
12 th Aug	29.15		
17 th Aug	255.1		
18 th Aug	31.05		
19 th Aug	30.5		

Date	Closing Price	Best Buy	Best Sale
2 nd Aug	1493.8		
3 rd Aug	1504.9		
4 th Aug	1478.6		
5 th Aug	1469.15	Best Buy	
10 th Aug	1497.6		
11 th Aug	1483.2		
12 th Aug	1474.7		
17 th Aug	1505.47		Best Sale
18 th Aug	1502.5		
19 th Aug	1482.9		

Larsen And Toubro

Date	Closing Price	Best Buy	Best Sale
2 nd Aug	1009.3		
3 rd Aug	1011.05		
4 th Aug	993.95		
5 th Aug	993	Best Buy	
10 th Aug	1029.85		Best Sale
11 th Aug	1003.65		
12 th Aug	1014.1		
17 th Aug	1024.2		
18 th Aug	1013.3		
19 th Aug	1018.05		

Reliance Industry

icici Bank

$$\begin{aligned}\text{Best Profit} &: \text{Best buy} - \text{Best Sales} \\ &\Rightarrow 239.35 - 252.9 \\ &= 13.55\end{aligned}$$

$$\begin{aligned}\text{Best Profit}\% & \frac{\text{Best Profit} \times 100}{\text{Best Buy}} \\ &= 5.66\end{aligned}$$

Larsen And Toubro

$$\begin{aligned}\text{Best Profit} &\Rightarrow \text{Best Buy} - \text{Best Sales} \\ &= 1469.15 - 1502.5 \\ &= 33.35\end{aligned}$$

$$\begin{aligned}\text{Best Profit}\% &\Rightarrow \frac{\text{Best Profit} \times 100}{\text{Best Buy}} \\ &= \frac{33.35}{1469.15} \times 100 \\ &= 2.27\end{aligned}$$

State Bank of India

$$\begin{aligned} \text{Best Profit} &\Rightarrow \text{Best Profit Buy} - \text{Best Sales} \\ &= 225.65 - 248.4 \\ &= 22.75 \end{aligned}$$

$$\begin{aligned} \text{Best Profit \%} &\Rightarrow \frac{\text{Best Profit} \times 100}{\text{Best Buy}} \\ &= \frac{22.75}{225.65} \times 100 \Rightarrow 10.08 \end{aligned}$$

ITC Limited

$$\begin{aligned} \text{Best Profit} &\Rightarrow \text{Best Buy} - \text{Best Sales} \\ &= 246.65 - 260.2 \\ &= 13.70 \end{aligned}$$

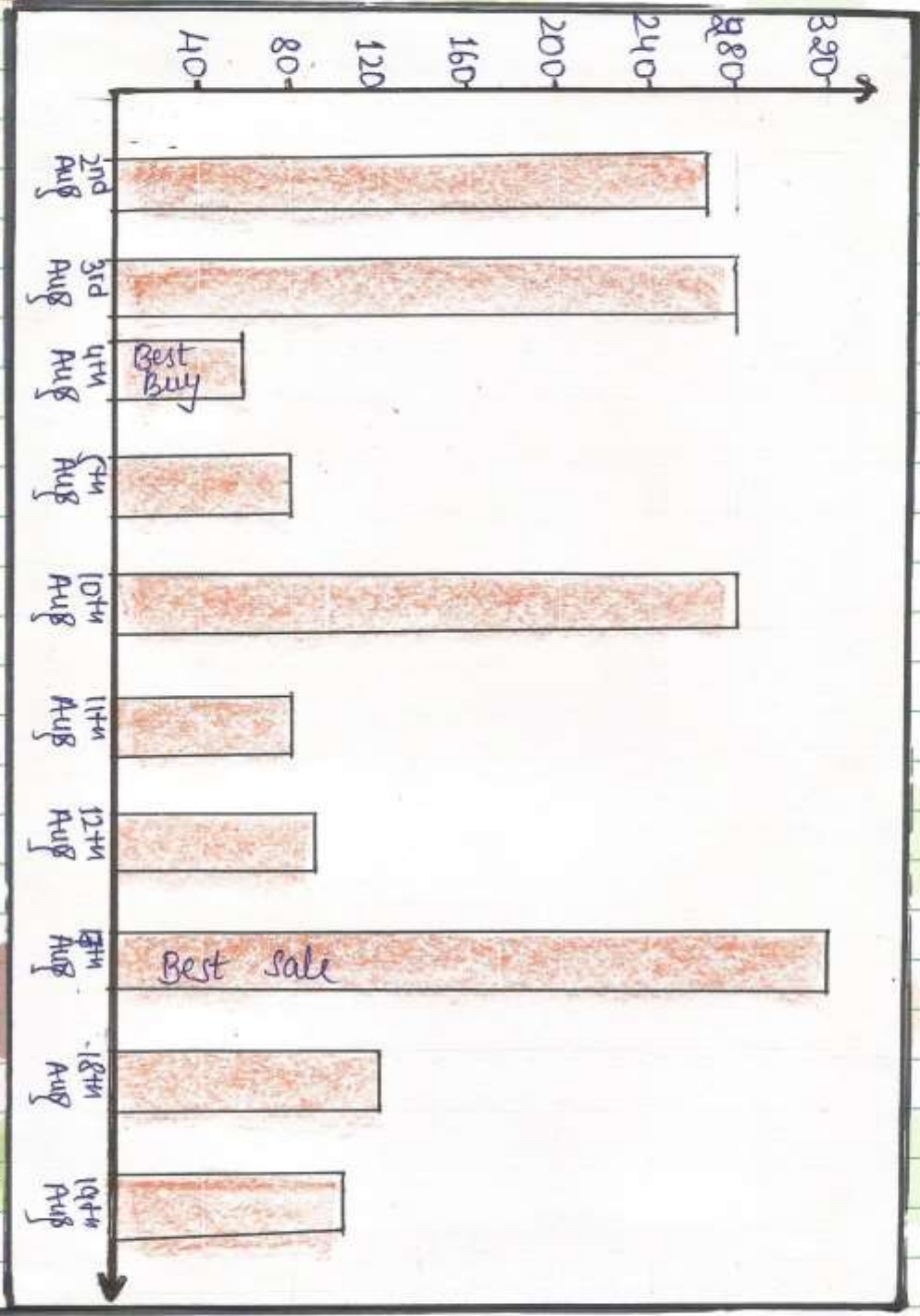
$$\begin{aligned} \text{Best Profit \%} &\Rightarrow \frac{\text{Best Profit} \times 100}{\text{Best buy}} \\ &= 5.55 \end{aligned}$$

Reliance Industry

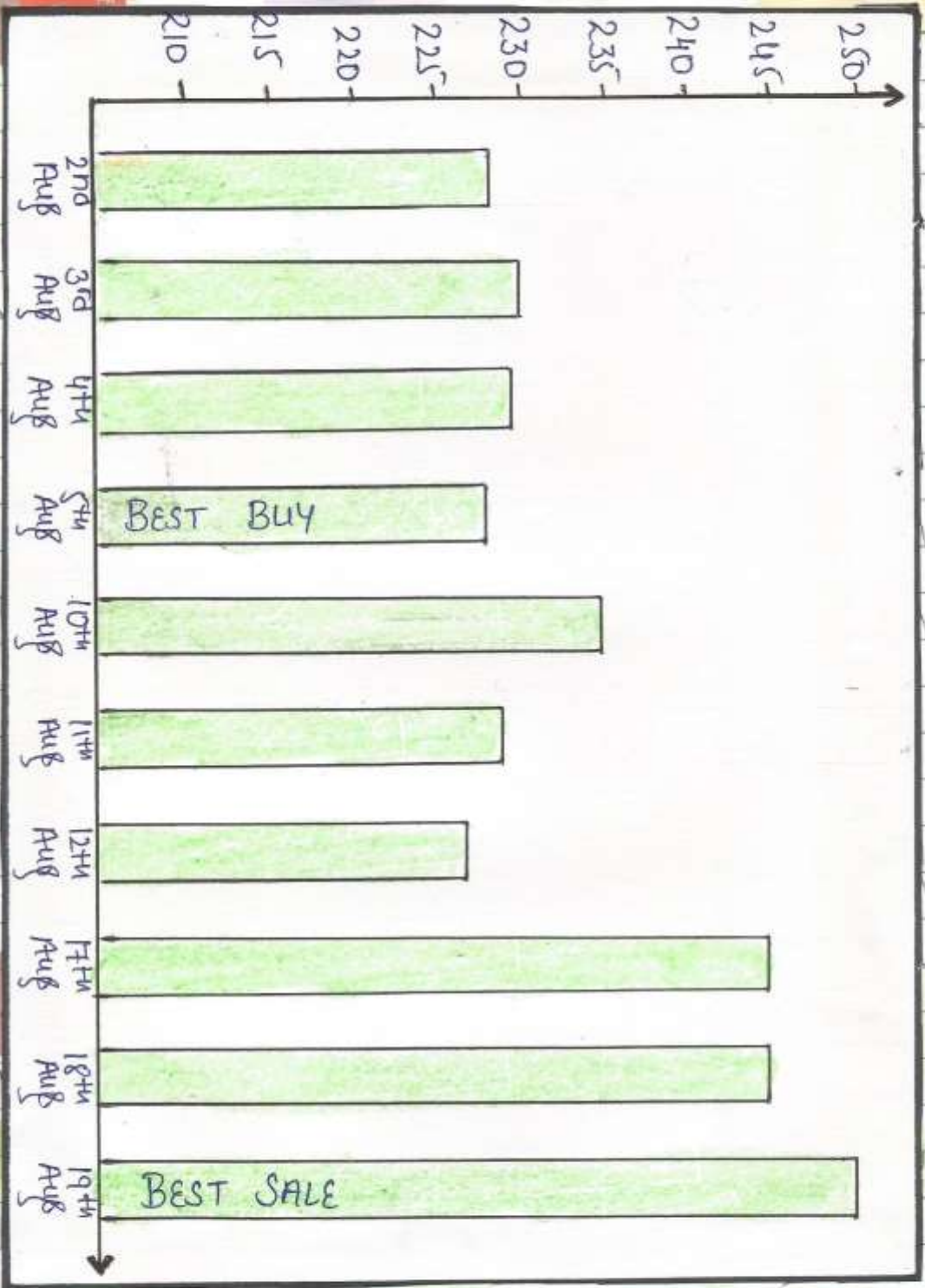
$$\begin{aligned}\text{Best Profit} & :- \text{Best Buy} - \text{Best Sales} \\ & = 1029.85 - 993.00 \\ & = 36.85\end{aligned}$$

$$\begin{aligned}\text{Best Profit \%} & :- \frac{\text{Best Profit} \times 100}{\text{Best Buy}} \\ & = \frac{36.35}{993.00} \times 100 \\ & = 3.71\end{aligned}$$

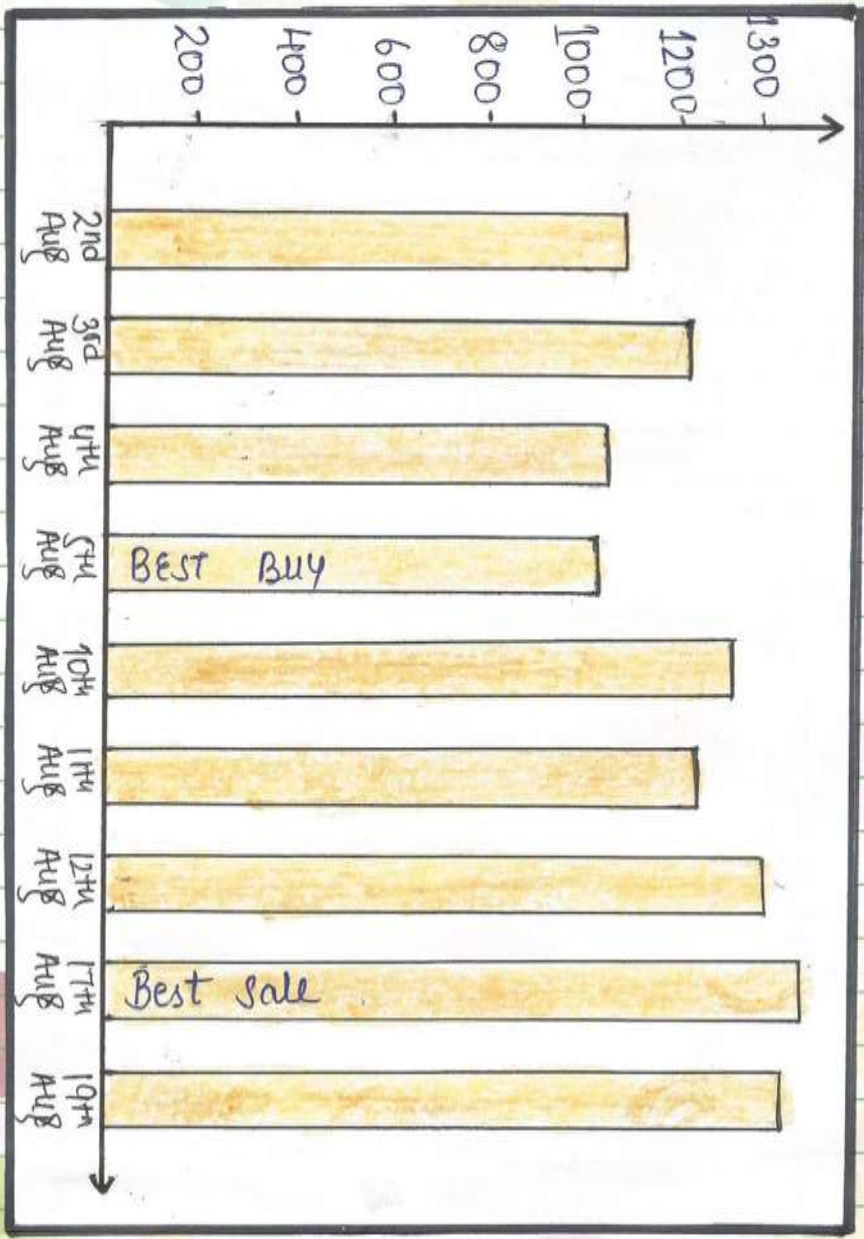
ITC Limited



State Bank of India



Reliance Industries



35

